

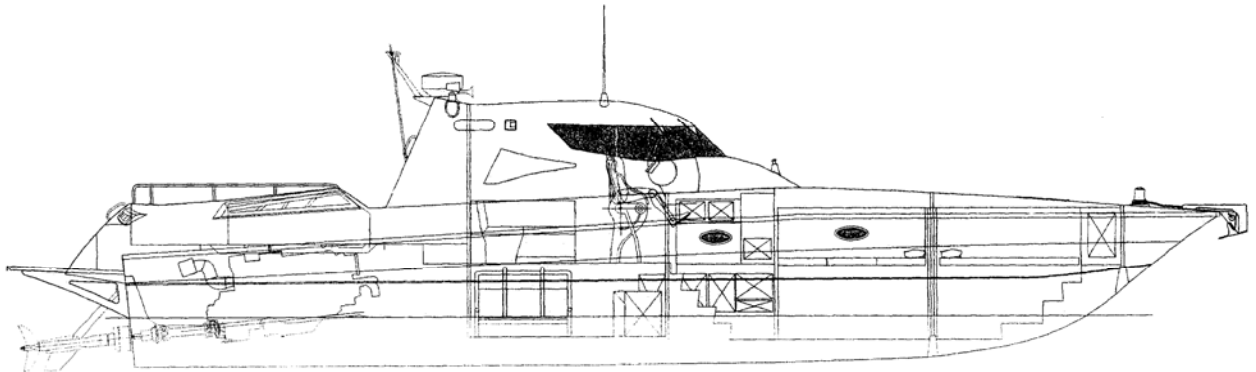


ARNESON SURFACE DRIVES MILITARY REFERENCES



VESSEL SPECIFICATIONS

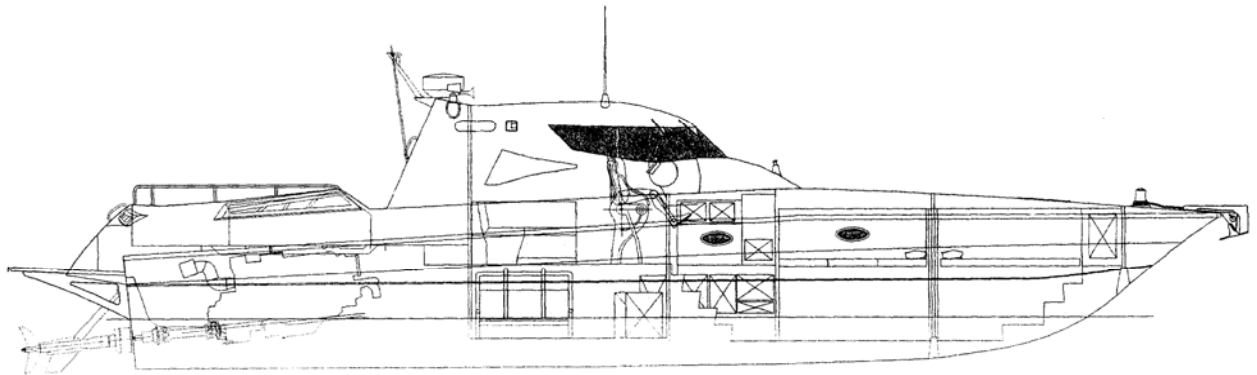
Vessel Type:	<i>COASTAL PATROL VESSEL</i>	Engines:	<i>2 x MTU 12V193 TE93</i>
Hull Form:	<i>GRP MONOHULL</i>	RPM:	<i>2400</i>
Builder:	<i>YONCA ONUK</i>	Hp:	<i>1135</i>
Length Over All:	<i>16.7 meters</i>	Controls:	<i>Twin Disc EC250</i>
Beam:	<i>4 meters</i>	Drives:	ASD-12B11
Speed:	<i>55 knots/64 knots stepped hull</i>	Propeller:	ROLLA
End Users:	<i>Turkish Coast Guard</i>		





VESSEL SPECIFICATIONS

Vessel Type:	<i>COASTAL PATROL VESSEL</i>	Engines:	<i>2 x MTU 8V2000 M93</i>
Hull Form:	<i>GRP STEPPED MONOHULL</i>	RPM:	<i>2450</i>
Builder:	<i>YONCA ONUK JV</i>	Hp:	<i>1200</i>
Length Over All:	<i>17.75 meters</i>	Drives:	<i>ASD-12B1L</i>
Beam:	<i>4.2 meters</i>	Propeller:	<i>ROLLA</i>
Speed:	<i>60 knots</i>		
End Users:	<i>Turkish Coast Guard</i>		



TWIN DISC INC



VESSEL SPECIFICATIONS

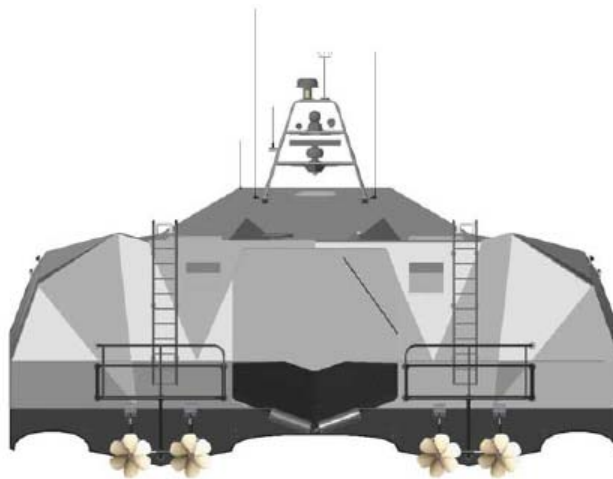
Vessel Type:	<i>PATROL BOAT</i>	Engines:	<i>2 x MTU 12V4000M90</i>
Hull Form:	<i>DEEP VEE PLANING MONOHULL</i>	RPM:	<i>2100</i>
Builder:	<i>IAI RAMTA</i>	Hp:	<i>2735</i>
Length Over All:	<i>27.4 meters</i>		
Beam:	<i>5.7 meters</i>	Drives:	<i>ASD16M1</i>
Speed:	<i>45 to 50 knots depending on load</i>	Propeller:	<i>ROLLA</i>
End Users:	<i>Israel, India</i>		





VESSEL SPECIFICATIONS

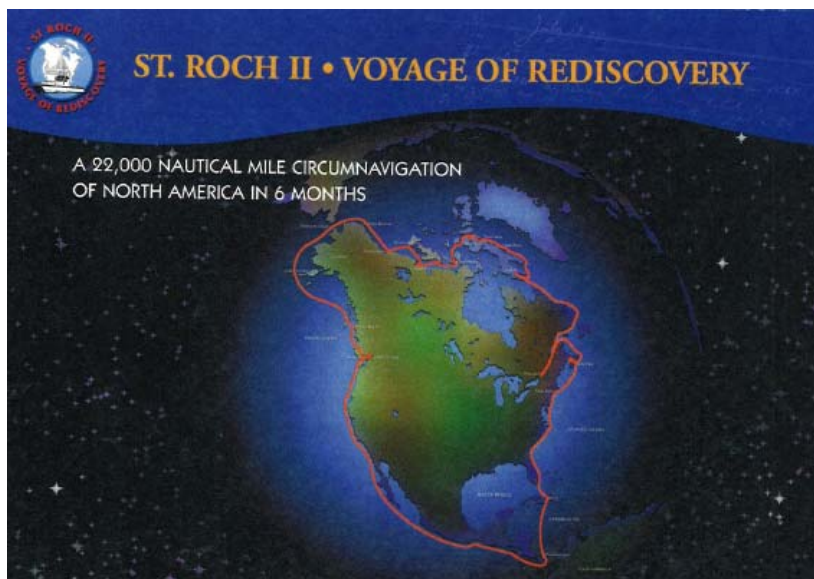
Vessel Type:	<i>Multi Role Littoral Operations</i>	Engines:	<i>4 x CAT C-30</i>
Hull Form:	<i>M hull low wake</i>	RPM:	<i>2300</i>
Builder:	<i>M SHIP CO.</i>	Hp:	<i>1650 bHP</i>
Length Over All:	<i>88 ft</i>	Gearboxes:	<i>MGX-6598SC</i>
Beam:	<i>40 ft</i>	Drives:	<i>ASD-14B1L</i>
Displacement as tested:	<i>60 tonnes</i>	Propeller:	<i>Rolla</i>
Speed:	<i>50 knots</i>		





VESSEL SPECIFICATIONS

Vessel Type:	<i>LONG RANGE PATROL</i>	Engines:	<i>2 X LE401 V10 MAN</i>
Hull Form:	<i>CATAMARAN</i>	RPM:	
Builder:	<i>VARIOUS</i>	Hp:	<i>820 bHP</i>
Length Over All:	<i>17.7 m, 19.75 m, 21.6 m</i>	Drives:	<i>ASD-12B1L</i>
Speed:	<i>36 knots</i>		



TWIN DISC INC
CORPORATION

TWIN DISC INC



VESSEL SPECIFICATIONS

Vessel Type:	<i>PATROL</i>	Engines:	<i>CUMMINS 6BTA-M</i>
Hull Form:	<i>PLANNING MONOHULL</i>	RPM:	
Builder:	<i>DALIAN</i>	Hp:	<i>315 HP</i>
Length Over All:	<i>12</i>	Gearboxes:	<i>MG-5050A</i>
Beam:		Drives:	<i>ASD-8B1L</i>
Displacement as tested:	<i>8.9 TONNES</i>	Propeller:	<i>ROLLA</i>
Speed:	<i>40 KNOTS</i>		



TWIN DISC INC. ON DISC MIML.



VESSEL SPECIFICATIONS

Vessel Type:	<i>CUSTOMS PATROL</i>	Engines:	<i>VOLVO</i>
Hull Form:	<i>PLANNING MONOHULL</i>	RPM:	<i>2300</i>
Builder:	<i>SHENZHEN</i>	Hp:	<i>715 HP</i>
Length Over All:	<i>15 METER</i>	Gearboxes:	<i>MG-5114A</i>
Beam:		Drives:	<i>ASD-10B1L</i>
Displacement;	<i>8.9 TONNES</i>	Propeller:	<i>ROLLA SS</i>
Speed:	<i>59 KNOTS</i>		





VESSEL SPECIFICATIONS

Vessel Type:	<i>FAST COASTAL INTERCEPTOR</i>	Engines:	<i>MAN R6</i>
Hull Form:	<i>PLANNING MONOHULL</i>	RPM:	<i>2300</i>
Builder:	<i>TAMPA YACHT MANUFACTURING</i>	Hp:	<i>800 HP</i>
Length Over All:	<i>13.2 METER</i>	Gearboxes:	<i>MGX-5114A</i>
Beam:	<i>3.2</i>	Drives:	<i>ASD-11B1L</i>
Displacement:	<i>10.7 TONNES</i>		
Speed:	<i>59 KNOTS</i>		



©2007 Forest Johnson



VESSEL SPECIFICATIONS

Vessel Type:	<i>FAST ATTACK CRAFT, TARGET</i>	Engines:	YANMAR
Hull Form:	<i>PLANNING MONOHULL</i>	RPM:	3300
Builder:	<i>HANN POWERBOATS</i>	Hp:	440 HP
Length Over All:	15.2 METER	Drives:	ASD-8B1L
Beam:	2.7	Speed:	58 KNOTS
Displacement;	6.8 TONNES		





VESSEL SPECIFICATIONS

Vessel Type:	ultra-fast long-range insertion craft	Engines:	MAN
Hull Form:	PLANNING MONOHULL	RPM:	2300
Builder:	VT HALMATIC	Hp:	1300 HP
Length Over All:	14 METER	Drives:	ASD-12B1L
Beam:		PROPS	ROLLA 6 BL NIBRAL
Displacement;	22 TONNES	Speed:	58 KNOTS





VESSEL SPECIFICATIONS

Vessel Type:	FAST PATROL BOAT	Engines:	ZVEZDA M470K
Hull Form:	PLANNING MONOHULL	RPM:	
Builder:	VYMPEL	Hp:	1500 HP
Length Over All:	19.5 METER	Drives:	ASD-14B1L
Beam:		PROPS	
Displacement;	26.2 TONNES	Speed:	53 KNOTS





Vessel Type:	FAST PATROL BOAT	Engines:	MTU
Hull Form:	PLANNING MONOHULL	RPM:	2400
Length Over All:	16.5 METER	Hp:	1200 HP
Beam:		Drives:	ASD-12B1L
Displacement:	21 TONNES	PROPS	ROLLA
End User:	NIGERIA	Speed:	54.4 KNOTS



VESSEL SPECIFICATIONS

Vessel Type:	FAST PATROL BOAT	Engines:	DDC 16V92TA
Hull Form:	PLANNING MONOHULL	RPM:	2300
Length Over All:	25 METER	Hp:	3 x 1400 HP
Beam:	5.3 METER	Drives:	ASD-14B1L
Displacement:	52 TONNES	PROPS	ROLLA
End User:	MEXICO	Speed:	50 KNOTS



Vessel Type:	<i>Customs/Patrol</i>	Engines:	<i>CAT C-7</i>
Hull Form:	<i>GRP Monohull</i>	RPM:	<i>2800</i>
Builder:	<i>Al Dhaen</i>	Hp:	<i>455 BHP</i>
Length Over All:	<i>42' 8"</i>	Gearboxes:	<i>MBX -5075A 2.05:1</i>
Beam:	<i>12' 4"</i>	Drives:	ASD-10
Displacement as tested:	<i>12.9 tonnes</i>	Propeller:	ROLLA
Speed:	<i>40 knots</i>	Fuel:	<i>503 Gal.</i>





ARNESON SURFACE DRIVE

APPLICATION pre-VIEW



ARNESON SURFACE DRIVE

APPLICATION pre-VIEW

